

(Continued from inside)

Lindens, and other trees. Visitors and residents enjoy well-maintained gardens and walk through one of Oregon's largest groves of elm street trees.

Since 1995, **SAVE OUR ELMS** and the City have teamed up to provide a balanced program for Portland's neighborhood elms. This includes sanitation and removal of diseased elms, pruning and inoculation of American Elms against Dutch Elm Disease, replanting of all kinds of street trees. Portland's Dutch Elm Disease losses are minimal compared to most cities. **SAVE OUR ELMS** helps affiliate groups in Eastmoreland, Richmond School, Mt Tabor, and other areas. **SAVE OUR ELMS** along with **Friends of Ladd's Addition Gardens** celebrate the efforts of hundreds of community volunteers, who are keeping Portland's legacy of elms and roses growing for the next century.

Contact Information

SAVE OUR ELMS www.saveoureelms.org

Dave Kaplan, President, (503) 232-2559

email: dakaplan@easystreet.com

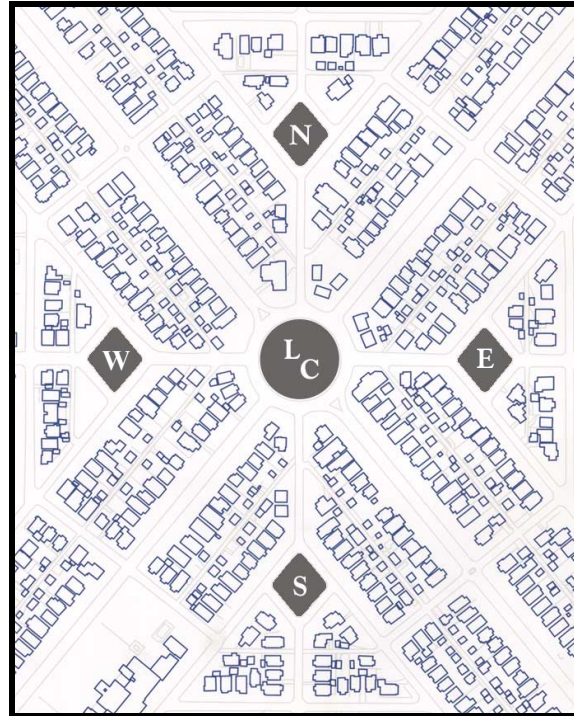
Friends of Ladd's Addition Gardens

www.laddsadditiongardens.org

Jerry Petty, 503-232-8780

email: jpetty@signature-graphics

Ladd's Addition Portland, Oregon



Contact Information

Forestry Division, Portland Parks and Recreation

Rob Crouch, Urban Forestry Coordinator,
(503) 823-4443

Text by Richard N. Ross 503-235-8194

Layout & Graphics by Karen Farley.

Summer 2005




SAVE OUR ELMS
PORTLAND, OREGON

“Working to preserve the urban forest”

Ladd's Addition: Historic Parks and Trees


Ladd's Addition: Historic Parks and Trees



William S. Ladd

Ladd's Addition is Oregon's oldest planned community. In 1891, early Portland mayor and banker **William S. Ladd** created an innovative Victorian plan for a "Residence Park", from one of his eastside farms. Ladd's 126-acre plan dedicated a central circle and four diamond-shaped gardens to the public, at a time when Portland's park system was in its infancy. This "green" community plan has kept Ladd's Addition livable for over a century, with tree-lined boulevards, a central "village green", formal rose gardens, wide plantings, and service alleys, close to city

services and transit. After a depression in 1893, Ladd's Addition waited to develop. Its unbuilt parks were part of Portland's visionary 1903 Olmsted Parks Plan. In 1906, the local press criticized the Ladd family for grazing cattle on the mostly undeveloped streets, parks and blocks of the Addition. By 1909, Portland had parks plan funding. Ladd's parks were developed between 1909



Ladd's Addition aerial view ca. 1919

and 1912, under Parks Superintendent **Emanuel T. Mische**, an Olmsted associate. At the same time homes filled vacant lots and the **Ladd Estate Company** planted street trees on every frontage. Since the area became an historic district in 1977 and part of the National Register of Historic Places in 1988, community efforts have helped to restore this historic land-

scape. The East, West, and South rose gardens retain their original "stained glass window" rose bed design but the North rose garden was remodeled in the 1970's to reduce maintenance costs. For years, the Ladd's Circle plantings filled its interior and attracted little community use. In the 1980's the Circle was renovated, lighted, and the center opened up for a

popular "village green".

Community volunteers planted over 400 trees in the **Tree Bank** project in 1986-90, at a time when 40% of the original street trees had been lost.

Friends of Ladd's Addition Gardens and community volunteers today assist the city to maintain five parks with plants, lighting, benches, and rose pruning throughout the growing season. The district now hosts over 250 of its original American Elms and about 200 new disease-resistant elms, with lush groves of Norway Maples,

(Continued on reverse)